

UNDERSTAND THE WEATHER

Decoding the forecast

Looking at weather forecast is a habit for a very large number of people. Indeed, we need to know how the weather is going to be in order to plan a holiday, a trip or just to choose the appropriate outfit on a regular day.

Most of the times the attention goes to the chance of raining; this information is usually expressed using percentages.

Let's learn how to interpret the weather's numbers!

Overview "UNDERSTAND THE WEATHER"

How to interpret the percentages given by the weather forecast

Context
Everyday life

Cognitive processes
Analyzing situation
Processing information

Target group
Adult learners

Content
Multiplication

Dispositions
Self-confidence
Curiosity

Outcomes and results
The learners will understand the meaning of the percentages used by the weather forecast and they will be able to interpret this data in order to take decisions.



Main information


Content	Natural numbers, Multiplication
Target group	Adults
Learning intention	Numeracy for personal and private purposes
Duration	1 UE+
Material and resources	Picture cards
Group size	Range from 4 to 10 learners
Problem statement	In our daily lives we find ourselves frequently consulting weather forecasts, so we are as prepared as possible for any weather eventuality. Some data that can be obtained from this consultation are immediately understandable, others less so. Among these, and perhaps it is also the most important information to obtain, is the forecast for rainfall. This information is expressed in the form of a percentage and is often misinterpreted. In this activity we're going to understand its meaning.
Working questions	<ul style="list-style-type: none"> - When you look at weather forecast, which data are most important for you? - What is the meaning behind the percentages used for the rainfall forecasts? - Which percentages value leads you to get the umbrella?
Learning outcomes and results	The students understand the meaning of the forecasts numbers and they use this knowledge to take decisions.
Reference to National Qualification Frame	



Working plan

Time (lessons)	Description of content/activities	Material	Methodical and didactic information ¹
45'	<p><u>1. Discover</u> The teacher gets the attention of the learners using some slides showing picture taken from websites or newspapers. The first part of this activity needs to be interactive: the learners are adults who might already know something about the topic and their involvement in the discussion could be interesting and precious.</p> <p>The teacher can use some of the "<u>Working Questions</u>" to lead this activity.</p> <p>If the meaning of the rainfall's percentage [Pop] is unknown for the learners, the teacher has to explain it.</p>	Slides or picture cards	<p>Questioning</p> <p>Feedback</p> <p>Explicit teaching</p>
60'	<p><u>2. Interpret data</u> In this activity the teacher gives to the learners some picture cards showing weather forecasts and they have to share the information they can get from the cards.</p>	Picture cards	<p>Hands on learning</p> <p>Collaborative learning</p>
30'	<p><u>3. Discussion</u> In this final activity the learners are encouraged to share their considerations about the topic and the information they gained.</p> <p>It could be interesting asking the learners if they are going to take different decisions looking at weather forecast after this activity.</p>		<p>Feedback</p>

¹ for description and explanation of kinds of tasks, HITs and other background information please consult the teacher's/user's guide



Appendix

Appendix 1 (Phase 1. Discover)

Ora	Tempo	T (°C)	Umidità	Grandine	Pressione	Percepita	UV
2	pioggia	16.6°	92%	3% bassa	1012mb	14°C	0
5	pioggia	17.3°	93%	23% bassa	1010mb	13°C	0
8	temporale	18.4°	93%	37% media	1008mb	13°C	0
11	temporale	20.1°	90%	37% media	1006mb	12°C	0.2
14	temporale	20.6°	89%	39% media	1005mb	12°C	0.1
17	temporale	20.6°	93%	45% media	1004mb	13°C	0
20	temporale e schiarite	20.3°	92%	49% media	1004mb	14°C	0
23	temporale e schiarite	19.9°	92%	40% media	1002mb	16°C	0
2	temporale e schiarite	19.8°	94%	45% media	1001mb	16°C	0

<https://www.ilmeteo.it/>

Day	Tempo	Min (°C)	Max (°C)	Precipitazione (%)
Oggi	☁	9°	15°	0%
Mar	☁	8°	16°	0%
Mer	☁	7°	17°	0%
Gio	☁	13°	20°	70%
Ven	☁	18°	23°	60%
Sab	☁	16°	20°	70%
Dom	☁	15°	17°	60%
Lun	☁	14°	19°	50%
Mar	☁	12°	19°	0%

Screenshot from “Weather”





<https://meteoguidoniaweb.altervista.org/alterpages/grafichesito3-1584268839316.png>


[potentially research material about rainfall intensity]



This work is licensed under CC BY-SA 4.0. To view a copy of this license, visit <https://creativecommons.org/licenses/by-sa/4.0/>

Appendix 2 (Phase 2. Interpret Data)

Each picture below was taken from weather.com



Risultati per **Trieste TS** [Utilizza posizione esatta](#)  

 **19** °C | °F Precipitazioni: 70%
Umidità: 80%
Vento: 8 km/h

Meteo
lunedì
Rovesci

Temperatura | **Precipitazioni** | Vento

71% 70% 68% 67% 66% 65% 64% 62%



weather.com • Feedback

Risultati per **Trieste TS** [Utilizza posizione esatta](#)  

 **19** °C | °F Precipitazioni: 10%
Umidità: 59%
Vento: 10 km/h

Meteo
mercoledì
Per lo più nuvoloso

Temperatura | **Precipitazioni** | Vento

5% 5% 5% 1% 0% 5% 11% 24%



weather.com • Feedback

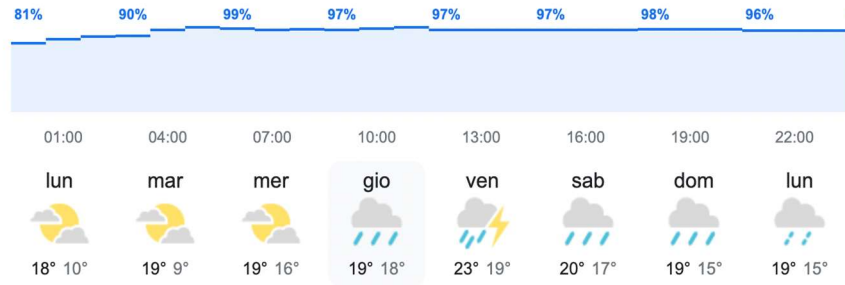


Risultati per **Trieste TS** [Utilizza posizione esatta](#)   

 **19** °C | °F
Precipitazioni: 100%
Umidità: 93%
Vento: 16 km/h

Meteo
giovedì
Pioggia

Temperatura | **Precipitazioni** | Vento



weather.com • Feedback

