

MURDER MYSTERY ESCAPE ROOM

WORK SHEETS



WORKSHEET 1B



Even though it is really important we find this perpetrator, it is also very important to make sure students feel safe to come here after what happened. At the HU we have multiple organisations and initiatives that focus on community building. With the help of these organisations we will be able to return the good vibes to the HU. First we are going to look which organisations there are and what they represent at the HU. You will need the solved clue in addition to the other answers from worksheet 1A to move on to worksheet 2.

S	H	U	I	N	S	P	I	R	I	N	G	W	H	L	9	
S	N	M	G	E	C	I	F	F	O	N	E	E	R	G	W	
C	Y	O	Y	A	D	I	R	F	E	L	P	R	U	P	O	
R	E	O	I	E	V	I	T	A	E	R	C	K	M	E	R	
I	U	R	U	S	R	U	O	N	O	H	U	B	S	E	K	
N	S	E	N	R	S	T	Q	T	B	G	L	I	J	E	C	E
I	P	M	N	O	O	E	A	E	N	A	T	J	B	N	X	
T	O	O	U	E	I	W	S	E	S	S	U	E	I	E	P	
I	H	H	M	I	P	S	N	G	H	C	R	S	V	G	E	
A	S	Y	U	L	D	E	U	P	N	T	A	T	D	R	R	
T	K	D	H	G	I	O	R	L	R	I	L	U	O	E	I	
I	R	U	A	P	S	F	P	T	C	O	N	D	O	V	E	
V	O	T	E	V	E	N	T	S	N	N	J	I	G	I	N	
E	W	S	E	R	U	T	C	E	L	E	I	E	A	D	C	
S	C	O	M	I	N	G	O	U	T	D	A	Y	C	R	E	
L	A	N	G	U	A	G	E	S	U	P	P	O	R	T	T	

- COMING OUT DAY
- CREATIVE
- CULTURAL
- DIVERGENCE
- ENTREPRENEUR
- EVENTS
- FILM
- GOOD VIBES
- GREEN OFFICE
- GSA
- HL9
- HONOURS
- HUGS
- INCLUSION
- INITIATIVES
- INSPIRING
- LANGUAGESUPPORT
- LECTURES
- LGBTQ
- PODIUM
- PURPLE FRIDAY
- SSCS
- STUDYHOMEROOM
- THEATRE
- TRAININGSESSIONS
- WERKBIJESTUDIE
- WORKEXPERENCE
- WORKSHOPS
- YOUR OWN PROJECT

answer

--	--	--	--	--	--	--	--	--	--	--	--	--	--	--	--	--	--	--	--

WORKSHEET 2



Another item that was found near the body was a briefcase. But it is locked. To crack the code you will have to go investigate the building and take evidence photo's to show the lead detective. On these photo's all the agents on your team should be visible and proof you are investigating the case.

The locations you will have to go to are:

- The reception of the building
- The nearest cafeteria/food court
- The nearest entrance to a library

Once you showed all the pictures to the lead detective, you will be able to move on to the next clue. This round there will be no elimination.

WORKSHEET 3



In the briefcase we found articles, a charger and a laptop. There was also a weird printed sheet of paper in between the articles. The laptop and charger were sent to our tech department who are looking at it as we speak. Will you look at the articles in the meantime and see if there is another clue there?

When you found the clue you will be able to cross off another suspect. Who is it this time? Share your answers with the lead detective and earn the next clue.

Pssst! Tip: cut out the boxes.

Article 1:

The Nutrition Source

There's a bit of confusion surrounding bananas. Some people consider this iconic golden fruit a healthy choice while others avoid it, after seeing it on Internet lists of "5 Worst Foods." Unfavorable claims suggest that bananas cause weight gain and constipation. An article from 1917 published in the *Journal of the American Medical Association* defended the nutritional value of bananas, citing rumored beliefs during that time: "The banana is a cause of indigestion and a treacherous dietary component..." [1]

The scientific name for banana is *Musa*, from the Musaceae family of flowering tropical plants, which distinctively showcases the banana fruit clustered at the top of the plant. The mild-tasting and disease-resistant Cavendish type is the main variety sold in the U.S. and Europe. Despite some negative attention, bananas are nutritious and may even carry the title of the first "[superfood](#)," endorsed by the American Medical Association in the early 20th century as a health food for children and a treatment for celiac disease.

Source Of

- [Vitamin B6](#)
- [Fiber](#)
- [Potassium](#)
- [Magnesium](#)
- [Vitamin C](#)
- Manganese

One serving, or one medium ripe banana, provides about 110 calories, 0 gram fat, 1 gram protein, 28 grams carbohydrate, 15 grams sugar (naturally occurring), 3 grams fiber, and 450 mg potassium.

Types

- *Banana (Cavendish)* – Sometimes classified as a "dessert banana," this classic type is mildly sweet when ripe. Choose bananas with green or clear yellow peels without bruising. The ripening process will change the peel from being thick and stiff to thin and more flexible, with brown spots surfacing until the entire peel darkens. For best flavor, wait until the banana is golden yellow with a few brown spots. With continued ripening, the entire peel turns brownish-black and the pulp begins to ferment and soften further while losing sweetness.

The following are other banana varieties less commonly available in the U.S.

- *Plantain (Green Banana)* – Larger, starchier, and less-sweet version of *Musa* that is often used for cooking. When green, the plantain is unripe with a neutral flavor and firm flesh. In certain tropical regions including Central America, Africa, and the Philippines, the plantain is a major source of carbohydrate that is fried, boiled, or baked in a wide variety of dishes. If allowed to mature, the skin will yellow and develop a slightly sweet flavor that may be eaten raw or cooked.
- *Red Banana* – This variety is shorter and plumper than the Cavendish variety with a dark reddish-purple hue. A ripe red banana will be creamy and often sweeter than Cavendish bananas.
- *Lady Finger* – Thinner and slightly shorter than the Cavendish bananas, they are sweeter and eaten raw or as dessert.

Storage

- Store at room temperature away from direct sunlight.
- Do not refrigerate green bananas as this can disrupt normal ripening.
- To speed up ripening, store in a brown paper bag or place near ripe fruit, which emits ethylene gas that causes ripening. On the flipside, if you wish to slow ripening, store bananas away from other ripe bananas or fruits. Do not store in plastic bags as this traps excess moisture and may promote rotting.
- Banana “trees” or hangers help expose a cluster of bananas to an even amount of oxygen, and promote gradual ripening by preventing excess pressure and moisture from collecting on the bananas at the bottom of the cluster.
- Fully ripe golden yellow bananas may be stored in the refrigerator in a sealed produce drawer. Refrigeration will preserve the flavor for another week, even if the peels continue to darken.
- If the banana peel has ripened to a mostly brown color, remove the peel and chop or mash the pulp to include in baked goods or freeze to be added into smoothies.

Prepare

- Slice ripe banana into a fruit salad. Squeeze a bit of acid like apple cider vinegar, orange juice, lime, or lemon onto the bananas to prevent darkening too quickly.
- Substitute an equal amount of mashed banana for butter for dense baked goods like muffins, quick breads, and cookies. Using banana may cause the product to bake faster, so check for doneness several minutes earlier than usual or reduce the oven temperature by 25°F. The bananas will also add sweetness, so reduce the amount of added sugar in the recipe by one-quarter to one-half.

- For a frozen treat, slice a peeled ripe banana in half (in the middle) and insert a popsicle stick or skewer into the flat end. Dip banana into yogurt and coat evenly; sprinkle with nuts, chopped dried fruit, cinnamon, or other favorite toppings and freeze for several hours.
- For an easy dairy-free ice cream alternative, peel, chop, and freeze two medium bananas. Place into a blender or food processor and add a few tablespoons of liquid (water, dairy or plant milk, or coconut water). Blend until smooth. Add extra liquid if additional creaminess is desired. For a different flavor, add 1-2 tablespoons unsweetened cocoa powder or nut/seed butter, a splash of vanilla extract and cinnamon, or 1/2 cup frozen berries.

More recipe ideas and serving suggestions featuring bananas:

- [Whole Wheat Banana Nut Muffins](#)

Did You Know?

- In many countries, banana and plantain leaves are recycled as food wrappers, such as to hold tamales and meats. They are also used to cover or wrap various foods while cooking to help seal in flavor.
- Banana peels contain plant chemicals in the form of antioxidants, and have long been used in traditional and folk medicine as an antiseptic and anti-inflammatory to promote wound healing such as for bug bites, minor burns, and sunburns. [4] As a simple home remedy, the inside of the banana peel is pressed on a wound for several minutes.

Article 2:

Giant Panda

The giant panda has an insatiable appetite for bamboo. A typical animal eats half the day—a full 12 out of every 24 hours—and relieves itself dozens of times a day. It takes 28 pounds of bamboo to satisfy a giant panda's daily dietary needs, and it hungrily plucks the stalks with elongated wrist bones that function rather like thumbs. Pandas will sometimes eat birds or rodents as well.

Behavior and Habitat

Wild pandas live only in remote, mountainous regions in central China. These high bamboo forests are cool and wet—just as pandas like it. They may climb as high as 13,000 feet to feed on higher slopes in the summer season.

Pandas are often seen eating in a relaxed sitting posture, with their hind legs stretched out before them. They may appear sedentary, but they are skilled tree-climbers and efficient swimmers.

Breeding and Population

Giant pandas are solitary. They have a highly developed sense of smell that males use to avoid each other and to find females for mating in the spring. After a five-month pregnancy, females give birth to a cub or two, though they cannot care for both twins. The blind infants weigh only 5 ounces at birth and cannot crawl until they reach three months of age. They are born white, and develop their much loved coloring later.

[Improved conservation efforts and better survey methods](#) show an increase in the wild panda population. Hundreds more pandas live in breeding centers and zoos, where they are always among the most popular attractions. Much of what we know about pandas comes from studying these zoo animals, because their wild cousins are so rare and elusive.

Article 3:

New HU vision on education and research

7 September 2022

HU University of Applied Sciences Utrecht is a community of inspired students, lecturers, researchers and employees. It is our joint assignment to work on talent development and innovation. The stronger the collaboration between education, research and professional practice, the better we will be able to teach our students to work on solutions for today's issues. We do this based on the new HU vision 'Together for the Future' (Samen voor de Toekomst), which was presented during the opening of the 2022/2023 academic year. The new HU vision is the guideline for all education provided and research conducted at the HU - and for the cohesion between education, research and professional practice. Starting point of this vision is our mission: being future-oriented and contributing to an open, just and sustainable society. That is why our education and research are aligned with the social issues we want to help solve.

From this starting point, our vision offers design dimensions for our education and research. In addition, the HU has united its knowledge and expertise in the field of education and research in four areas of expertise: Healthy Together, Sustainable Together, Learning Together and Digital Together. With these four areas of expertise, we are able to focus on our contribution to the social challenges in the Dutch city and region of Utrecht. Many students, lecturers and researchers have contributed ideas to our new vision and their insights have also been included in the HU vision document.

Together for the Future outlines what HU University of Applied Sciences Utrecht wants to achieve and gives direction to our education, research, service provision, policy and, above all, the collaboration with each other and with the professional practice. For more information, please download the HU vision here:

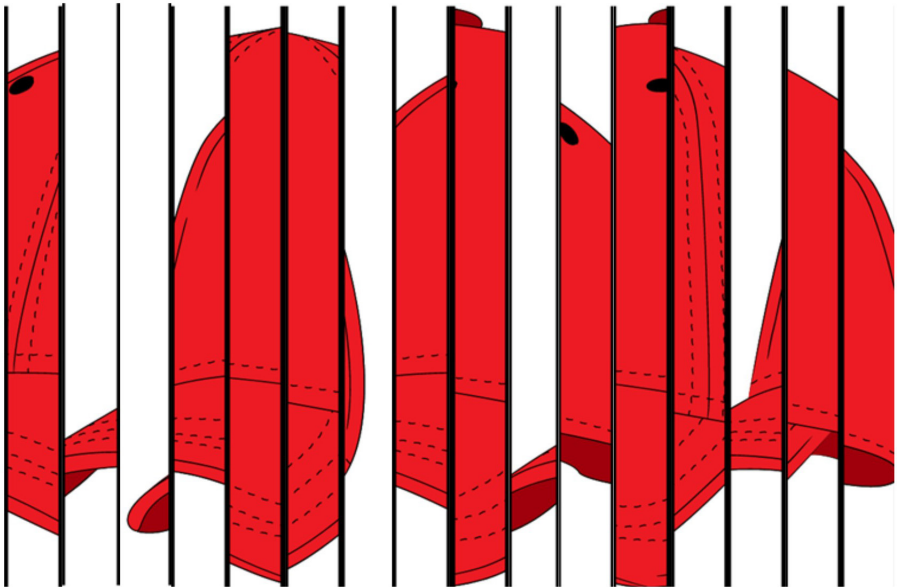
[HU Vision: Together for the Future](#)



WORKSHEET 4A



In the trash pieces of a surveillance picture were found, we suspect the culprit shredded the picture because there is part of his outfit on it. Unfortunately, the picture needs to be puzzled together. Based on this clue it is possible to eliminate another suspect. With this answer + the answer from worksheet 5.5 will unlock your next clue.



WORKSHEET 4B



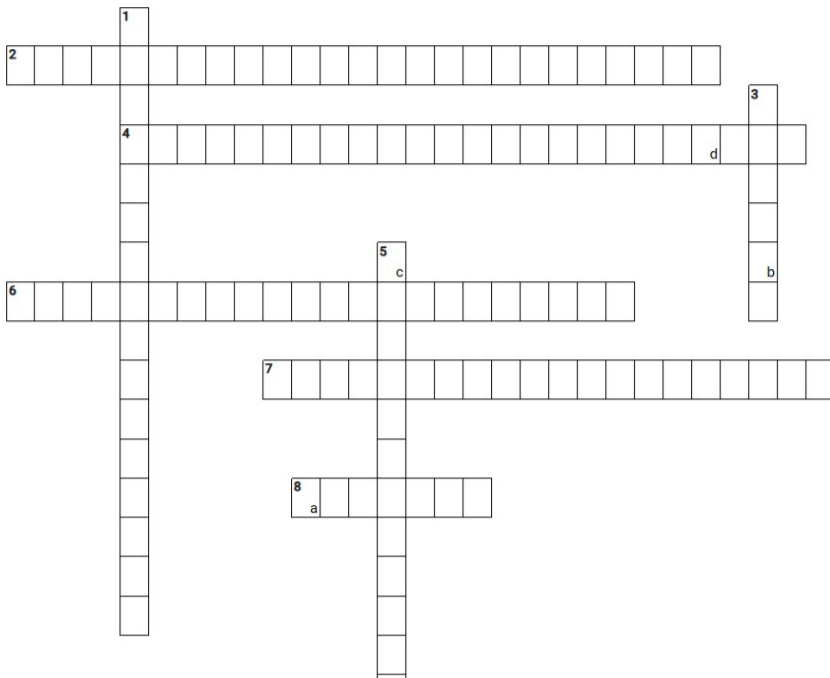
To make the HU a safe and fun environment for the students again we need to take one more step. The only thing we need to figure out is who to go to for help? There are so many initiatives and organisations that it can be hard to sort through them all. Let's figure out which organisations does what. The answer to this puzzle in addition to the answer to worksheet 5 is the key to unlocking the next clue.

Horizontaal

2 wants to grow awareness for lgbtg+ subjects **4** take care of a inclusive and accepting environment
6 support with welbeing and studying **7** helps students find a job **8** learning together in our own projects

Verticaal

1 where are there organisations located? **3** cultural stage for students, by students **5** together to a green HU



WORKSHEET 5



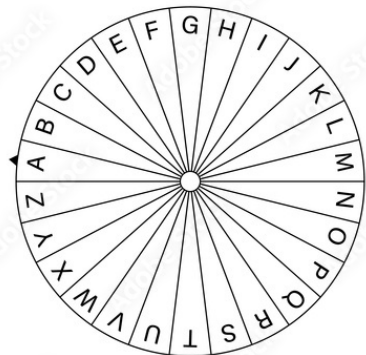
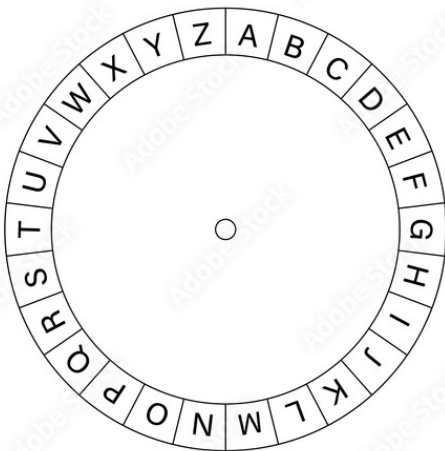
There was one last item that was found at the crime scene, which is a candy wrapper. On this we found DNA that doesn't match the victim's so it must be the murderer's. Let's see if the candy wrapper can tell us more about who we are dealing with.

Just like the previous rounds you will need to tell your lead detective who you eliminated to earn the next clue.

This wrapper has a very strange language on it. Let's try to figure out what it says.

Mbxkrqp (24%) afmmba fr jfih zelzlixqb (48%) fr x zofpmv, zlilroba prdxo ixvbo.
Jfih zelzlixqb zlkqxfkp, xp tbii xp zlzlx yrqqbo, lqebo sbdbqxyib cxqp.

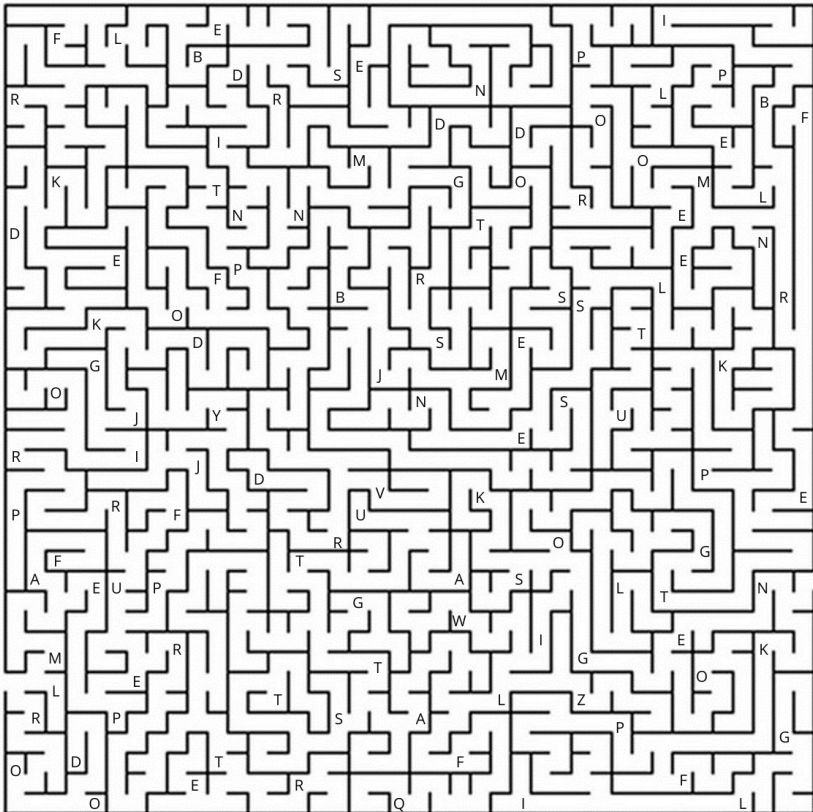
I hope this will help you solve this problem:



WORKSHEET 6



We found the culprit on the camera's on his way out. Unfortunately we couldn't see their face. We should try to trace their steps to see if that will help us eliminate another suspect. As soon as you shared the answer with the lead detective you can start on the last worksheet. You're almost there!



WORKSHEET 7



In this last round we will discover who the culprit is. By talking to all the suspects and questioning them, we found new clues. Based on these we will be able to figure out who did it.

This is how it works:

Underneath this explanation you will find the clues. Read them carefully! By filling in the graphs with these hints you will be able to find out who did it. Watchout, the wrong combinations lead to the wrong conclusions. You received 5 graphs, but you are free to use extra paper to figure it out. The first team to figure out who did it, wins the escape room. Good luck!

Options name: suspect 1, suspect 3, suspect 6, suspect 7, suspect 9.

Options pets: cat, horse, dog, lama, hamster.

Options colour: yellow, blue, green, red, pink.

Options genre: sci-fi, fantasy, romcom, detectives, thriller.

Options alibi: at work, at the store, at the gym, at home, murderer.

Clues:

- Suspect 6 has a pet lama.
- The cat is owned by the person who was at work.
- Green is the favourite colour of suspect 9.
- The owner of the horse, loves the colour yellow.
- Suspect 9 is in the interrogation room right from suspect 7.
- The fantasy books fan was at the supermarket during the murder.
- Suspect 1 loves thriller books.
- The suspect in interrogation room 3 loves the colour blue.
- The owner of the dog is in interrogation room 1.
- The fan of romcom books is in the interrogation room next to the person who was home at the time of the murder.
- The fan of thriller books is in the interrogation room next to the person who was at the gym at the time of the murder.
- The fan of sci-fi books loves the colour red.
- The owner of the hamster is the fan of the detective books.
- The owner of the dog is in the interrogation room next to suspect 3.

>> SEE NEXT PAGE FOR THE GRAPHS >>

	Interrogation room 1	Interrogation room 2	Interrogation room 3	Interrogation room 4	Interrogation room 5
Name					
Pet					
Colour					
Genre					
Alibi					
Name					
Pet					
Colour					
Genre					
Alibi					
Name					
Pet					
Colour					
Genre					
Alibi					
Name					
Pet					
Colour					
Genre					
Alibi					